

WARWOOD TOOL COMPANY

P.O. BOX 6357 WHEELING, WEST VIRGINIA 26003-0614

PHONE 877/687-1410

FAX 304/277-1420

Web page: www.warwoodtool.com

E-mail: sales@warwoodtool.com

UNIFORM PRODUCT CODE AND BAR CODING. Warwood Tool Company's (U.P.C.) Uniform Product Code No. is as follows: 6 98582 (Manufacturer Code) plus our five digit (Product Number) and one digit (Check Digit Number).

GENERAL TERMS AND CONDITIONS

Payment Terms: 2% discount, 15 days from date of invoice, net 30 days. Past due accounts will be subject to a service charge of 1 ½% per month.

Shipping Terms: Full freight will be allowed on shipments of 1,000 lbs. or more to any point in the Continental United States. Warwood Tool reserves the right to ship via the least expensive route.

Minimum Invoice Charge: Our minimum order and invoice charge is \$75.00.

Returned Goods: No merchandise is to be returned without Warwood Authorization. Returned goods, when authorized, must be returned prepaid freight. Credit will be issued at invoice price at time of shipment less 15% restocking charge, plus cost of initial outgoing freight. If it is necessary to recondition or repackage returned goods, additional charges will be assessed. Credit for returned goods may be applied only toward the purchase of other Warwood Products. Credits cannot be applied for cash rebates.

Shortage or Damage: In the event of any shortage or damages, notify at once the delivery transportation agent. File claim properly and be certain all shortage and damaged goods are signed and noted on the freight bill at the time of delivery.

Loses and damages which occur in transit are the carrier's responsibility, and such claims should be filed with the carrier.

Packaging: Most items are packed (5) per carton, items 3 lb. and less are packed (10) per carton, large bars are strapped in units according to sizes.

Disclaimer: Warwood Tool Company makes no warranty, express, implied or statutory, including any implied warranty of merchantability and/or fitness for any particular purpose, with respect to any of its tools. In addition, Warwood Tool Company shall not be liable for any damages arising out of or occasioned by the selection, application, use or operation of its tools.

Specifications: Specifications and plans in this catalog include those published by the American National Standards Institute, Inc. (A.N.S.I.) and/or American Railway Engineering Association (A.R.E.A.) and/or Federal Specifications and/or the United States Department of Commerce Simplified Practice Recommendations (heavy forged hand tools) unless otherwise specified. If ordering to American Railway Engineering Association Specifications designate AREA Plan, Type and Grade of steel desired.

Warning: Always wear safety goggles when using striking or struck tools, or when near someone else who is doing so. Discard any striking or struck tool if tool shows chips, cracks, dents, mushrooming or excessive wear. The misuse or abuse of hand tools can result in serious bodily or eye injury. If you are uncertain as to the proper use of any of our hand tools write or e-mail us and we will send you our safety booklet on the proper use of hand tools as published by the Hand Tools Institute.











WARWOOD FORGED TOOLS

FAST MOVING ITEMS










 <p>NO. 1 CUTTER MATTOCK</p> <table border="1"> <thead> <tr> <th>Mfg. Code 6 98582</th> <th>Size</th> <th>Length</th> <th>Blade Width</th> <th>Eye No.</th> </tr> </thead> <tbody> <tr> <td>00110 4</td> <td>3 lb.</td> <td>13"</td> <td>3"</td> <td>7</td> </tr> <tr> <td>00120 3</td> <td>5 lb.</td> <td>15 ¾"</td> <td>3 ½"</td> <td>6</td> </tr> <tr> <td>00130 2</td> <td>6 lb.</td> <td>16 ½"</td> <td>4"</td> <td>6</td> </tr> <tr> <td>90020 9</td> <td colspan="4">Handles Only</td> </tr> </tbody> </table>					Mfg. Code 6 98582	Size	Length	Blade Width	Eye No.	00110 4	3 lb.	13"	3"	7	00120 3	5 lb.	15 ¾"	3 ½"	6	00130 2	6 lb.	16 ½"	4"	6	90020 9	Handles Only				 <p>NO. 49 DRIFTING PICK</p> <table border="1"> <thead> <tr> <th>Mfg. Code 6 98582</th> <th>Size</th> <th>Length</th> <th colspan="2">Eye No.</th> </tr> </thead> <tbody> <tr> <td>04910 0</td> <td>4 lb.</td> <td>21"</td> <td colspan="2">10</td> </tr> <tr> <td>04920 5</td> <td>5 lb.</td> <td>25"</td> <td colspan="2">10</td> </tr> <tr> <td>90013 1</td> <td colspan="4">Handles Only</td> </tr> </tbody> </table>					Mfg. Code 6 98582	Size	Length	Eye No.		04910 0	4 lb.	21"	10		04920 5	5 lb.	25"	10		90013 1	Handles Only								
Mfg. Code 6 98582	Size	Length	Blade Width	Eye No.																																																							
00110 4	3 lb.	13"	3"	7																																																							
00120 3	5 lb.	15 ¾"	3 ½"	6																																																							
00130 2	6 lb.	16 ½"	4"	6																																																							
90020 9	Handles Only																																																										
Mfg. Code 6 98582	Size	Length	Eye No.																																																								
04910 0	4 lb.	21"	10																																																								
04920 5	5 lb.	25"	10																																																								
90013 1	Handles Only																																																										
 <p>NO. 2 PICK MATTOCK</p> <table border="1"> <thead> <tr> <th>Mfg. Code 6 98582</th> <th>Size</th> <th>Length</th> <th>Blade Width</th> <th>Eye No.</th> </tr> </thead> <tbody> <tr> <td>00210 1</td> <td>5 lb.</td> <td>19"</td> <td>3 ½"</td> <td>6</td> </tr> <tr> <td>00220 0</td> <td>6 lb.</td> <td>20"</td> <td>4"</td> <td>6</td> </tr> <tr> <td>90020 9</td> <td colspan="4">Handles Only</td> </tr> </tbody> </table>					Mfg. Code 6 98582	Size	Length	Blade Width	Eye No.	00210 1	5 lb.	19"	3 ½"	6	00220 0	6 lb.	20"	4"	6	90020 9	Handles Only				 <p>NO. 80 SQUARE HEAD WEDGE</p> <table border="1"> <thead> <tr> <th>Mfg. Code 6 98582</th> <th>Size</th> <th>Length</th> <th>Head</th> <th>Bit</th> </tr> </thead> <tbody> <tr> <td>08010 9</td> <td>3 lb.</td> <td>7 ½"</td> <td>1 ½"</td> <td>1 ¾"</td> </tr> <tr> <td>08020 8</td> <td>4 lb.</td> <td>8 ½"</td> <td>1 5/8"</td> <td>1 7/8"</td> </tr> <tr> <td>08030 7</td> <td>5 lb.</td> <td>9"</td> <td>1 ¾"</td> <td>2"</td> </tr> <tr> <td>08040 6</td> <td>6 lb.</td> <td>10"</td> <td>1 7/8"</td> <td>2 1/8"</td> </tr> <tr> <td>08050 5</td> <td>8 lb.</td> <td>11"</td> <td>2"</td> <td>2 3/8"</td> </tr> </tbody> </table>					Mfg. Code 6 98582	Size	Length	Head	Bit	08010 9	3 lb.	7 ½"	1 ½"	1 ¾"	08020 8	4 lb.	8 ½"	1 5/8"	1 7/8"	08030 7	5 lb.	9"	1 ¾"	2"	08040 6	6 lb.	10"	1 7/8"	2 1/8"	08050 5	8 lb.	11"	2"	2 3/8"
Mfg. Code 6 98582	Size	Length	Blade Width	Eye No.																																																							
00210 1	5 lb.	19"	3 ½"	6																																																							
00220 0	6 lb.	20"	4"	6																																																							
90020 9	Handles Only																																																										
Mfg. Code 6 98582	Size	Length	Head	Bit																																																							
08010 9	3 lb.	7 ½"	1 ½"	1 ¾"																																																							
08020 8	4 lb.	8 ½"	1 5/8"	1 7/8"																																																							
08030 7	5 lb.	9"	1 ¾"	2"																																																							
08040 6	6 lb.	10"	1 7/8"	2 1/8"																																																							
08050 5	8 lb.	11"	2"	2 3/8"																																																							
 <p>NO. 20 GRUB HOE</p> <table border="1"> <thead> <tr> <th>Mfg. Code 6 98582</th> <th>Size</th> <th>Length</th> <th>Blade Width</th> <th>Eye No.</th> </tr> </thead> <tbody> <tr> <td>02020 4</td> <td>3 ½ lb.</td> <td>11 ¼"</td> <td>3 ¾"</td> <td>8</td> </tr> <tr> <td>90027 8</td> <td colspan="4">Handles Only</td> </tr> </tbody> </table>					Mfg. Code 6 98582	Size	Length	Blade Width	Eye No.	02020 4	3 ½ lb.	11 ¼"	3 ¾"	8	90027 8	Handles Only				 <p>NO. H-121 WOOD CHOPPERS MAUL NO. H-122 WOOD CHOPPERS MAUL Oval Eye Double Bit Axe Eye</p> <table border="1"> <thead> <tr> <th>Mfg. Code 6 98582</th> <th>Size</th> <th>Tool Length</th> <th>Overall Handle Length</th> </tr> </thead> <tbody> <tr> <td>12111 6</td> <td>6 lb. H-121 Oval Eye</td> <td>8 ½"</td> <td>32"</td> </tr> <tr> <td>12121 5</td> <td>8 lb. H-121 Oval Eye</td> <td>9 1/8"</td> <td>32"</td> </tr> <tr> <td>12211 3</td> <td>6 lb. H-122 Axe Eye</td> <td>8 ½"</td> <td>32"</td> </tr> <tr> <td>12221 2</td> <td>8 lb. H-122 Axe Eye</td> <td>9 1/8"</td> <td>32"</td> </tr> </tbody> </table>					Mfg. Code 6 98582	Size	Tool Length	Overall Handle Length	12111 6	6 lb. H-121 Oval Eye	8 ½"	32"	12121 5	8 lb. H-121 Oval Eye	9 1/8"	32"	12211 3	6 lb. H-122 Axe Eye	8 ½"	32"	12221 2	8 lb. H-122 Axe Eye	9 1/8"	32"															
Mfg. Code 6 98582	Size	Length	Blade Width	Eye No.																																																							
02020 4	3 ½ lb.	11 ¼"	3 ¾"	8																																																							
90027 8	Handles Only																																																										
Mfg. Code 6 98582	Size	Tool Length	Overall Handle Length																																																								
12111 6	6 lb. H-121 Oval Eye	8 ½"	32"																																																								
12121 5	8 lb. H-121 Oval Eye	9 1/8"	32"																																																								
12211 3	6 lb. H-122 Axe Eye	8 ½"	32"																																																								
12221 2	8 lb. H-122 Axe Eye	9 1/8"	32"																																																								
 <p>NO. 30 RAILROAD CLAY PICK Point and Chisel Ends</p> <table border="1"> <thead> <tr> <th>Mfg. Code 6 98582</th> <th>Size</th> <th>Length</th> <th>Eye No.</th> </tr> </thead> <tbody> <tr> <td>03010 4</td> <td>5 lb.</td> <td>21"</td> <td>6</td> </tr> <tr> <td>03020 3</td> <td>6 lb.</td> <td>23"</td> <td>6</td> </tr> <tr> <td>03030 2</td> <td>7 lb.</td> <td>25"</td> <td>6</td> </tr> <tr> <td>03040 1</td> <td>8 lb.</td> <td>26"</td> <td>6</td> </tr> <tr> <td>03050 0</td> <td>9 lb.</td> <td>27"</td> <td>6</td> </tr> <tr> <td>90020 9</td> <td colspan="3">Handles Only</td> </tr> </tbody> </table>					Mfg. Code 6 98582	Size	Length	Eye No.	03010 4	5 lb.	21"	6	03020 3	6 lb.	23"	6	03030 2	7 lb.	25"	6	03040 1	8 lb.	26"	6	03050 0	9 lb.	27"	6	90020 9	Handles Only			 <p>NO. H-124 SHORT HAND DRILLING HAMMER</p> <table border="1"> <thead> <tr> <th>Mfg. Code 6 98582</th> <th>Size</th> <th>Eye No.</th> <th>Tool Length</th> <th>Handle Length</th> </tr> </thead> <tbody> <tr> <td>12411 7</td> <td>2 lb.</td> <td>2</td> <td>3 ½"</td> <td>10 ¾"</td> </tr> <tr> <td>12421 6</td> <td>3 lb.</td> <td>2</td> <td>4"</td> <td>10 ¾"</td> </tr> <tr> <td>12431 5</td> <td>4 lb.</td> <td>2</td> <td>4 ½"</td> <td>10 ¾"</td> </tr> </tbody> </table>					Mfg. Code 6 98582	Size	Eye No.	Tool Length	Handle Length	12411 7	2 lb.	2	3 ½"	10 ¾"	12421 6	3 lb.	2	4"	10 ¾"	12431 5	4 lb.	2	4 ½"	10 ¾"		
Mfg. Code 6 98582	Size	Length	Eye No.																																																								
03010 4	5 lb.	21"	6																																																								
03020 3	6 lb.	23"	6																																																								
03030 2	7 lb.	25"	6																																																								
03040 1	8 lb.	26"	6																																																								
03050 0	9 lb.	27"	6																																																								
90020 9	Handles Only																																																										
Mfg. Code 6 98582	Size	Eye No.	Tool Length	Handle Length																																																							
12411 7	2 lb.	2	3 ½"	10 ¾"																																																							
12421 6	3 lb.	2	4"	10 ¾"																																																							
12431 5	4 lb.	2	4 ½"	10 ¾"																																																							

PROTECT YOUR EYES - Wear Safety Goggles

WARWOOD FAST MOVING ITEMS

 <p>NO. H-128 MASON HAMMER</p>					 <p>NO. H-136 NAPPING HAMMER</p>																																								
Mfg. Code 6 98582	Size	Eye No.	Tool Length	Overall Handle Length	Mfg. Code 6 98582	Size	Eye No.	Overall Tool Length	Handle Length																																				
12811 5	3 lb.	3	6 ¼"	16"	13611 0	3 lb.	2	5 ¾"	16"																																				
12821 4	4 lb.	3	6 ¾"	16"	13621 9	4 lb.	2	6 ¼"	16"																																				
12831 3	6 lb.	3	7 ¾"	16"	13631 8	6 lb.	2	6 ¾"	32"																																				
 <p>NO. H-131 STONE SLEDGE</p>					 <p>NO. 160 PINCH POINT CROW BAR</p>																																								
Mfg. Code 6 98582	Size	Eye No.	Tool Length	Overall Handle Length																																									
13121 4	8 lb.	2	7 ¼"	32"	 <p>NO. 161 WEDGE POINT CROW BAR</p>																																								
13141 2	12 lb.	2	8 ¼"	36"	 <p>NO. 162 DIAMOND POINT CROW BAR</p>																																								
 <p>NO. H-132 CROSS PEIN SLEDGE</p>					<table border="1"> <thead> <tr> <th>Mfg. Code 6 98582</th> <th>Size</th> <th>Length</th> <th>Stock</th> </tr> </thead> <tbody> <tr> <td>16120 4</td> <td>6 lb.</td> <td>48"</td> <td>7/8"</td> </tr> <tr> <td>16130 3</td> <td>10 lb.</td> <td>48"</td> <td>1"</td> </tr> <tr> <td>16140 2</td> <td>12 lb.</td> <td>51"</td> <td>1 1/8"</td> </tr> <tr> <td>16150 1</td> <td>14 lb.</td> <td>54"</td> <td>1 1/8"</td> </tr> <tr> <td>16160 0</td> <td>16 lb.</td> <td>57"</td> <td>1 1/4"</td> </tr> <tr> <td>16170 9</td> <td>18 lb.</td> <td>60"</td> <td>1 1/4"</td> </tr> <tr> <td>16180 8</td> <td>22 lb.</td> <td>64"</td> <td>1 3/8"</td> </tr> <tr> <td>16190 7</td> <td>26 lb.</td> <td>66"</td> <td>1 1/2"</td> </tr> </tbody> </table>					Mfg. Code 6 98582	Size	Length	Stock	16120 4	6 lb.	48"	7/8"	16130 3	10 lb.	48"	1"	16140 2	12 lb.	51"	1 1/8"	16150 1	14 lb.	54"	1 1/8"	16160 0	16 lb.	57"	1 1/4"	16170 9	18 lb.	60"	1 1/4"	16180 8	22 lb.	64"	1 3/8"	16190 7	26 lb.	66"	1 1/2"
Mfg. Code 6 98582	Size	Length	Stock																																										
16120 4	6 lb.	48"	7/8"																																										
16130 3	10 lb.	48"	1"																																										
16140 2	12 lb.	51"	1 1/8"																																										
16150 1	14 lb.	54"	1 1/8"																																										
16160 0	16 lb.	57"	1 1/4"																																										
16170 9	18 lb.	60"	1 1/4"																																										
16180 8	22 lb.	64"	1 3/8"																																										
16190 7	26 lb.	66"	1 1/2"																																										
Mfg. Code 6 98582	Size	Eye No.	Tool Length	Overall Handle Length																																									
13211 2	2 lb.	2	4 5/8"	16"	 <p>NO. 164 TELEGRAPH DIGGING BAR</p>																																								
13221 1	2 ½ lb.	2	5"	16"	<table border="1"> <thead> <tr> <th>Mfg. Code 6 98582</th> <th>Size</th> <th>Length</th> <th>Stock</th> <th>Bit Width</th> </tr> </thead> <tbody> <tr> <td>16400 7</td> <td>21 lb.</td> <td>72"</td> <td>1 1/8" Hex</td> <td>2 1/8"</td> </tr> <tr> <td>16410 6</td> <td>28 lb.</td> <td>96"</td> <td>1 1/8" Hex</td> <td>2 3/8"</td> </tr> </tbody> </table>					Mfg. Code 6 98582	Size	Length	Stock	Bit Width	16400 7	21 lb.	72"	1 1/8" Hex	2 1/8"	16410 6	28 lb.	96"	1 1/8" Hex	2 3/8"																					
Mfg. Code 6 98582	Size	Length	Stock	Bit Width																																									
16400 7	21 lb.	72"	1 1/8" Hex	2 1/8"																																									
16410 6	28 lb.	96"	1 1/8" Hex	2 3/8"																																									
13231 0	3 lb.	2	5 ¼"	16"	 <p>NO. SP-164 SAN ANGELO DIGGING BAR</p>																																								
13241 9	4 lb.	2	6"	16"	<table border="1"> <thead> <tr> <th>Mfg. Code 6 98582</th> <th>Size</th> <th>Length</th> <th>Stock</th> <th>Bit Width</th> </tr> </thead> <tbody> <tr> <td>26440 0</td> <td>14 lb.</td> <td>60"</td> <td>1" Hex</td> <td>2 1/8"</td> </tr> <tr> <td>26450 9</td> <td>17 lb.</td> <td>72"</td> <td>1" Hex</td> <td>2 1/8"</td> </tr> <tr> <td>26460 8</td> <td>20 lb.</td> <td>84"</td> <td>1" Hex</td> <td>2 1/8"</td> </tr> </tbody> </table>					Mfg. Code 6 98582	Size	Length	Stock	Bit Width	26440 0	14 lb.	60"	1" Hex	2 1/8"	26450 9	17 lb.	72"	1" Hex	2 1/8"	26460 8	20 lb.	84"	1" Hex	2 1/8"																
Mfg. Code 6 98582	Size	Length	Stock	Bit Width																																									
26440 0	14 lb.	60"	1" Hex	2 1/8"																																									
26450 9	17 lb.	72"	1" Hex	2 1/8"																																									
26460 8	20 lb.	84"	1" Hex	2 1/8"																																									
13261 7	8 lb.	2	7"	32"																																									
13271 6	12 lb.	2	8"	36"																																									
 <p>NO. H-134 DOUBLE FACE SLEDGE</p>																																													
Mfg. Code 6 98582	Size	Eye No.	Tool Length	Overall Handle Length																																									
13411 7	2 lb.	2	4 ¼"	16"																																									
13421 5	2 ½ lb.	2	4 ½"	16"																																									
13431 4	3 lb.	2	4 ¾"	16"																																									
13441 3	4 lb.	2	5 ¼"	16"																																									
13451 2	6 lb.	2	6"	32"																																									
13461 1	8 lb.	2	6 ½"	32"																																									
13471 0	10 lb.	2	7"	36"																																									
13481 9	12 lb.	2	7 ½"	36"																																									
13491 8	16 lb.	2	8 ¼"	36"																																									
13401 7	20 lb.	2	8 ¾"	36"																																									

WARWOOD FAST MOVING ITEMS

 <p>NO. 165 POST HOLD DIGGER AND TAMPING BAR</p>						 <p>NO. 176 WAREHOUSE LOADING BAR OR JIMMY BAR</p>																																											
Mfg. Code 6 98582	Size	Length	Stock	Blade	Width	Mfg. Code 6 98582	Size	Length	Stock																																								
16510 4	17 lb.	72"	1"	2 ½" x 10"	2 ½"	17610 9	14 lb.	54"	1 1/8" Sq.																																								
16500 3	13 lb.	54"	1"	2 ½" x 10"	2 ½"	17620 8	18 lb.	60"	1 ¼" Sq.																																								
 <p>NO. 166 WARWOOD STANDARD WRECKING BAR</p>						 <p>NO. 334 DRIFT PIN</p>																																											
Mfg. Code 6 98582	Size	Length	Stock	Weight																																													
16610 0	½" x 12"	12"	½"	1 lb.	<table border="1"> <thead> <tr> <th>Mfg. Code 6 98582</th> <th>Size of Swell</th> <th>Length</th> <th>For Hole</th> <th>Weight</th> </tr> </thead> <tbody> <tr> <td>33420 2</td> <td>9/16" Dia.</td> <td>6 ½"</td> <td>½" Dia.</td> <td>¼ lb.</td> </tr> <tr> <td>33430 1</td> <td>11/16" Dia.</td> <td>7"</td> <td>5/8" Dia.</td> <td>½ lb.</td> </tr> <tr> <td>33440 0</td> <td>13/16" Dia.</td> <td>7 ½"</td> <td>¾" Dia.</td> <td>¾ lb.</td> </tr> <tr> <td>33450 9</td> <td>15/16" Dia.</td> <td>8"</td> <td>7/8" Dia.</td> <td>1 lb.</td> </tr> <tr> <td>33460 8</td> <td>1 1/16" Dia.</td> <td>8 ½"</td> <td>1" Dia.</td> <td>1 ½ lb.</td> </tr> <tr> <td>33470 7</td> <td>1 3/16" Dia.</td> <td>9"</td> <td>1 1/8" Dia.</td> <td>2 lb.</td> </tr> <tr> <td>33480 6</td> <td>1 5/16" Dia.</td> <td>11"</td> <td>1 ¼" Dia.</td> <td>3 ¼ lb.</td> </tr> </tbody> </table>					Mfg. Code 6 98582	Size of Swell	Length	For Hole	Weight	33420 2	9/16" Dia.	6 ½"	½" Dia.	¼ lb.	33430 1	11/16" Dia.	7"	5/8" Dia.	½ lb.	33440 0	13/16" Dia.	7 ½"	¾" Dia.	¾ lb.	33450 9	15/16" Dia.	8"	7/8" Dia.	1 lb.	33460 8	1 1/16" Dia.	8 ½"	1" Dia.	1 ½ lb.	33470 7	1 3/16" Dia.	9"	1 1/8" Dia.	2 lb.	33480 6	1 5/16" Dia.	11"	1 ¼" Dia.	3 ¼ lb.
Mfg. Code 6 98582	Size of Swell	Length	For Hole	Weight																																													
33420 2	9/16" Dia.	6 ½"	½" Dia.	¼ lb.																																													
33430 1	11/16" Dia.	7"	5/8" Dia.	½ lb.																																													
33440 0	13/16" Dia.	7 ½"	¾" Dia.	¾ lb.																																													
33450 9	15/16" Dia.	8"	7/8" Dia.	1 lb.																																													
33460 8	1 1/16" Dia.	8 ½"	1" Dia.	1 ½ lb.																																													
33470 7	1 3/16" Dia.	9"	1 1/8" Dia.	2 lb.																																													
33480 6	1 5/16" Dia.	11"	1 ¼" Dia.	3 ¼ lb.																																													
16620 9	5/8" x 18"	18"	5/8"	2 lb.																																													
16630 8	¾" x 24"	24"	¾"	3 ½ lb.																																													
16640 7	¾" x 30"	30"	¾"	4 ¼ lb.																																													
16650 6	¾" x 36"	36"	¾"	5 ¼ lb.																																													
16660 5	7/8" x 36"	36"	7/8"	7 ½ lb.																																													
16670 4	1" x 48"	48"	1"	12 ½ lb.																																													
 <p>NO. 167 ANCHOR EXTRACTOR</p>						 <p>NO. 510 SLATE BAR</p>																																											
Mfg. Code 6 98582	Size	Length	Stock																																														
16750 3	1 lb.	9"	5/8"	<table border="1"> <thead> <tr> <th>Mfg. Code 6 98582</th> <th>Size</th> <th>Length</th> <th>Stock</th> <th>Chisel End</th> </tr> </thead> <tbody> <tr> <td>51010 1</td> <td>11 lb.</td> <td>48"</td> <td>1" Hex</td> <td>1 1/8" Wide</td> </tr> <tr> <td>51020 0</td> <td>12 ½ lb.</td> <td>54"</td> <td>1" Hex</td> <td>1 1/8" Wide</td> </tr> <tr> <td>51030 9</td> <td>14 lb.</td> <td>60"</td> <td>1" Hex</td> <td>1 1/8" Wide</td> </tr> </tbody> </table>						Mfg. Code 6 98582	Size	Length	Stock	Chisel End	51010 1	11 lb.	48"	1" Hex	1 1/8" Wide	51020 0	12 ½ lb.	54"	1" Hex	1 1/8" Wide	51030 9	14 lb.	60"	1" Hex	1 1/8" Wide																				
Mfg. Code 6 98582	Size	Length	Stock	Chisel End																																													
51010 1	11 lb.	48"	1" Hex	1 1/8" Wide																																													
51020 0	12 ½ lb.	54"	1" Hex	1 1/8" Wide																																													
51030 9	14 lb.	60"	1" Hex	1 1/8" Wide																																													
 <p>NO. 172 STRIPPING BAR Claw and Chisel Ends</p>						 <p>NO. 454 MANHOLE COVER LIFTERS</p>																																											
Mfg. Code 6 98582	Size	Length	Stock	Chisel End																																													
17220 0	8 ½ lb.	42"	7/8" Hex	1" Wide	<table border="1"> <thead> <tr> <th>Mfg. Code 6 98582</th> <th>Size</th> <th>Length</th> </tr> </thead> <tbody> <tr> <td>45410 8</td> <td>2 ¼ lb.</td> <td>5/8" x 18"</td> </tr> <tr> <td>45420 7</td> <td>3 lb.</td> <td>5/8" x 26"</td> </tr> <tr> <td>45425 2</td> <td>3 ½ lb.</td> <td>5/8" x 30"</td> </tr> <tr> <td>45430 6</td> <td>4 lb.</td> <td>5/8" x 36"</td> </tr> <tr> <td>45440 5</td> <td>4 ½ lb.</td> <td>¾" x 26"</td> </tr> <tr> <td>45460 3</td> <td>5 ¼ lb.</td> <td>¾" x 36"</td> </tr> </tbody> </table>					Mfg. Code 6 98582	Size	Length	45410 8	2 ¼ lb.	5/8" x 18"	45420 7	3 lb.	5/8" x 26"	45425 2	3 ½ lb.	5/8" x 30"	45430 6	4 lb.	5/8" x 36"	45440 5	4 ½ lb.	¾" x 26"	45460 3	5 ¼ lb.	¾" x 36"																			
Mfg. Code 6 98582	Size	Length																																															
45410 8	2 ¼ lb.	5/8" x 18"																																															
45420 7	3 lb.	5/8" x 26"																																															
45425 2	3 ½ lb.	5/8" x 30"																																															
45430 6	4 lb.	5/8" x 36"																																															
45440 5	4 ½ lb.	¾" x 26"																																															
45460 3	5 ¼ lb.	¾" x 36"																																															
17230 9	12 ½ lb.	48"	1" Hex	1 1/8" Wide																																													
 <p>NO. 173 STRIPPING BAR Double Chisel Ends</p>																																																	
Mfg. Code 6 98582	Size	Length	Stock	Chisel End																																													
17320 7	8 ½ lb.	42"	7/8" Hex	1" Wide																																													
17330 6	12 ½ lb.	48"	1" Hex	1 1/8" Wide																																													